

**PETROLIA AREA OF SCHOOLS  
ACCOMMODATION REVIEW  
COMMITTEE MEETING #2**

**FRENCH IMMERSION  
INFORMATION**



**Lambton Kent**  
District School Board  
*Student Achievement* ✓ *Community Success*

January 7, 2010

# French Immersion Boundary Information

# School Areas of Students Attending French Immersion Programs

## Hillcrest/Queen Elizabeth

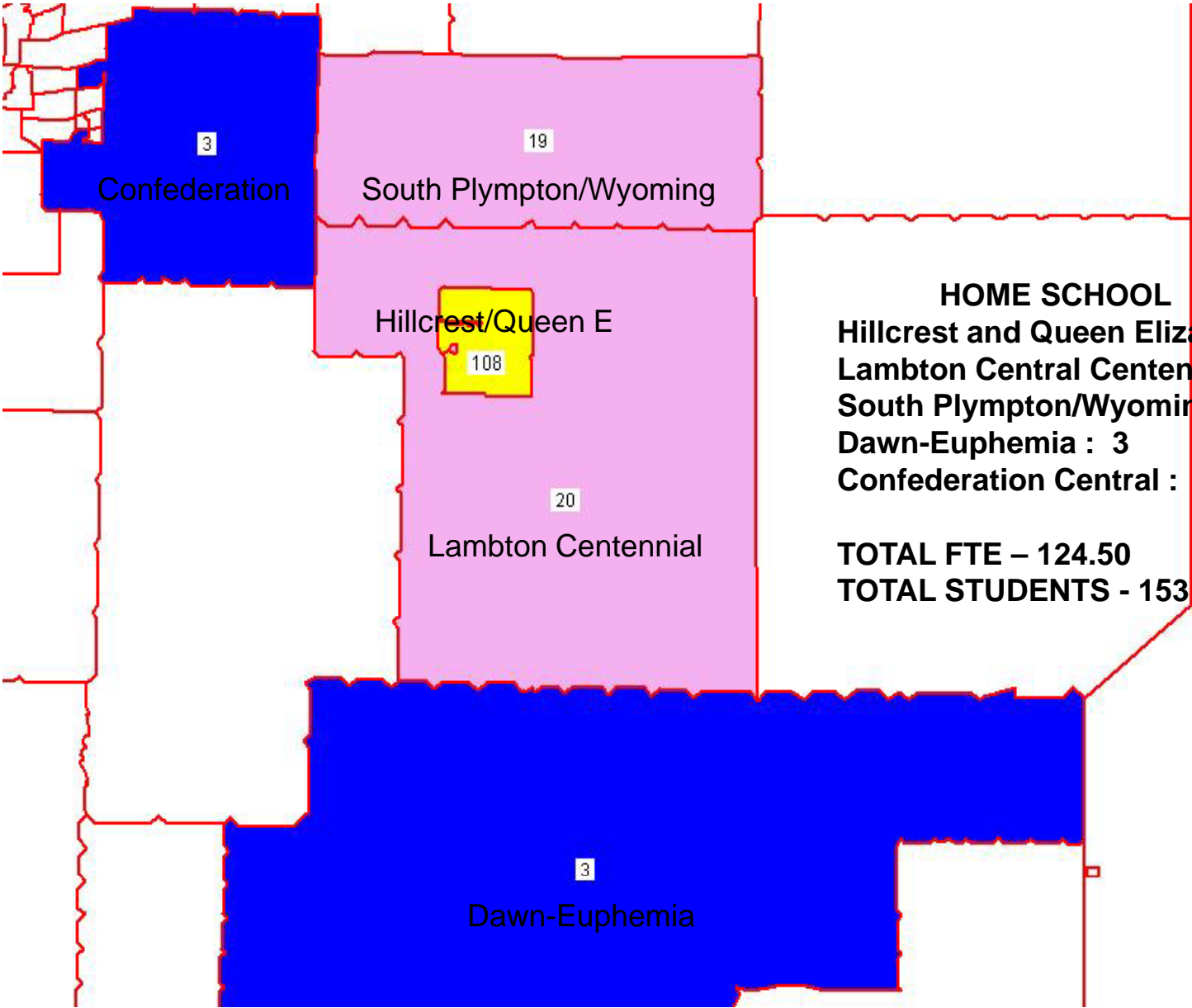
- Brigden
- Dawn Euphemia  
(some students)
  - Hillcrest
- Lambton Centennial
- Queen Elizabeth II
- South Plympton
  - Wyoming

## LCCVI

### From Feeder Schools Offering FI Programs

- Brooke Central
- Hillcrest/Queen Elizabeth II
- Sir John Moore

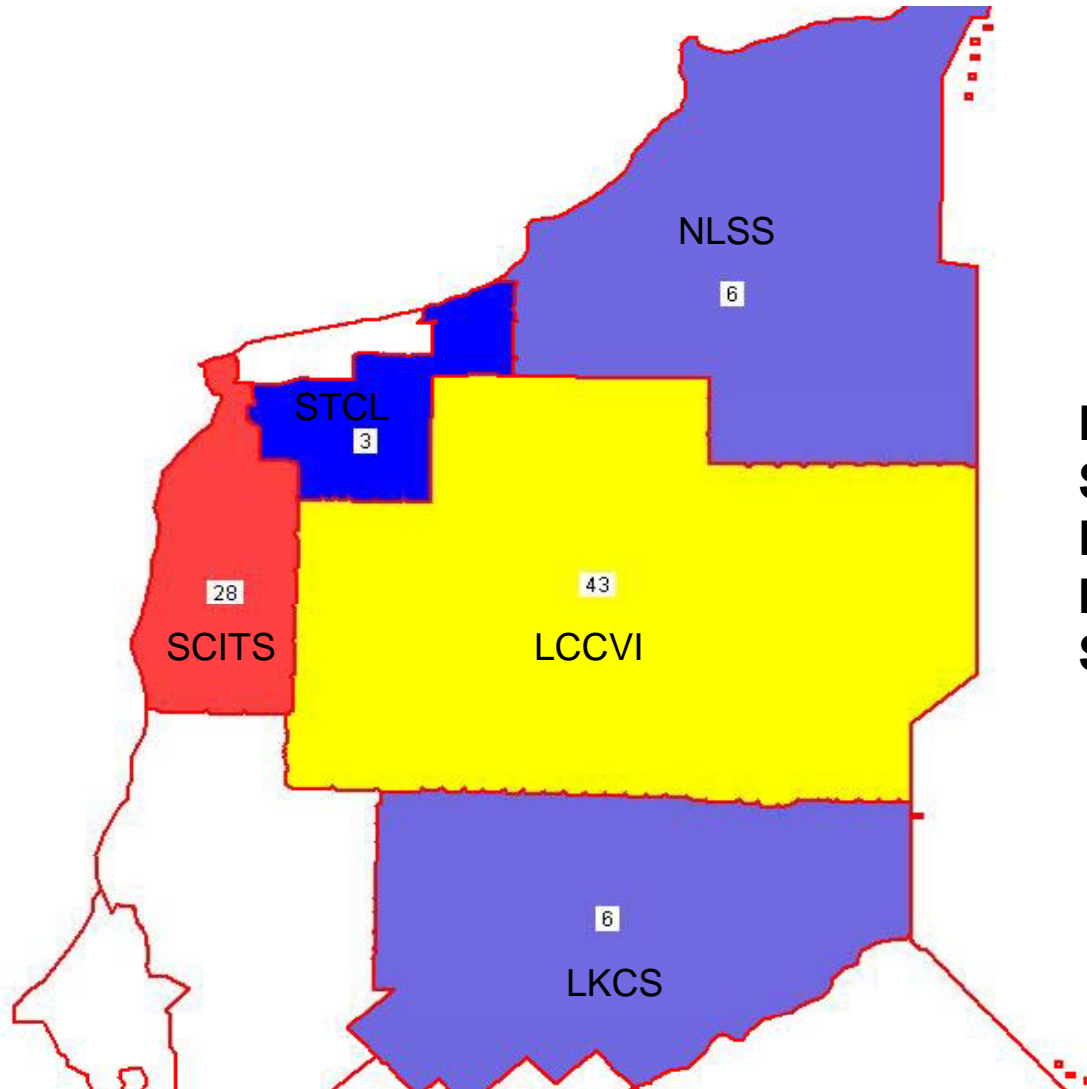
# WHERE STUDENTS LIVE WHO ATTENDED FRENCH IMMERSION PROGRAM AT HILLCREST/QUEEN ELIZABETH II IN OCTOBER 2008



**HOME SCHOOL**  
Hillcrest and Queen Elizabeth : 108  
Lambton Central Centennial: 20  
South Plympton/Wyoming : 19  
Dawn-Euphemia : 3  
Confederation Central : 3

**TOTAL FTE – 124.50**  
**TOTAL STUDENTS - 153**

# WHERE STUDENTS LIVE WHO ATTENDED FRENCH IMMERSION PROGRAM AT L.C.C.V.I. IN OCTOBER 2008



## HOME SCHOOL

LCCVI: 43

Sarnia Collegiate ITS: 28

Lambton-Kent CS : 6

North Lambton S.S.: 6

St. Clair S.S.: 3

# French Immersion Transportation

## ELEMENTARY

- Transportation is provided up to 20 kilometres.

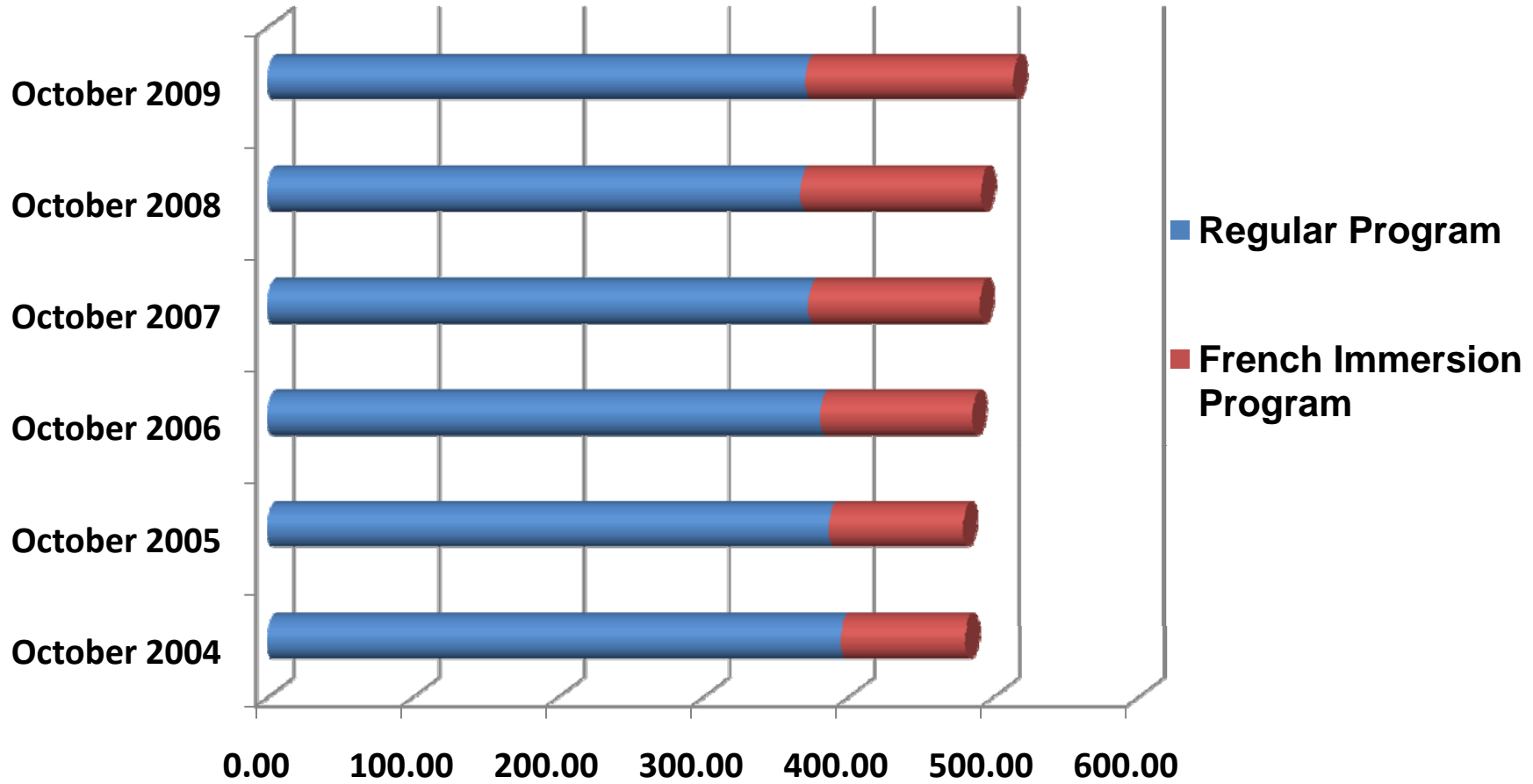


## SECONDARY

- Transportation is provided up to 40 kilometres.

# French Immersion Enrolment History

# ENROLMENT BREAKDOWN OF HILLCREST/QUEEN E BY PROGRAM

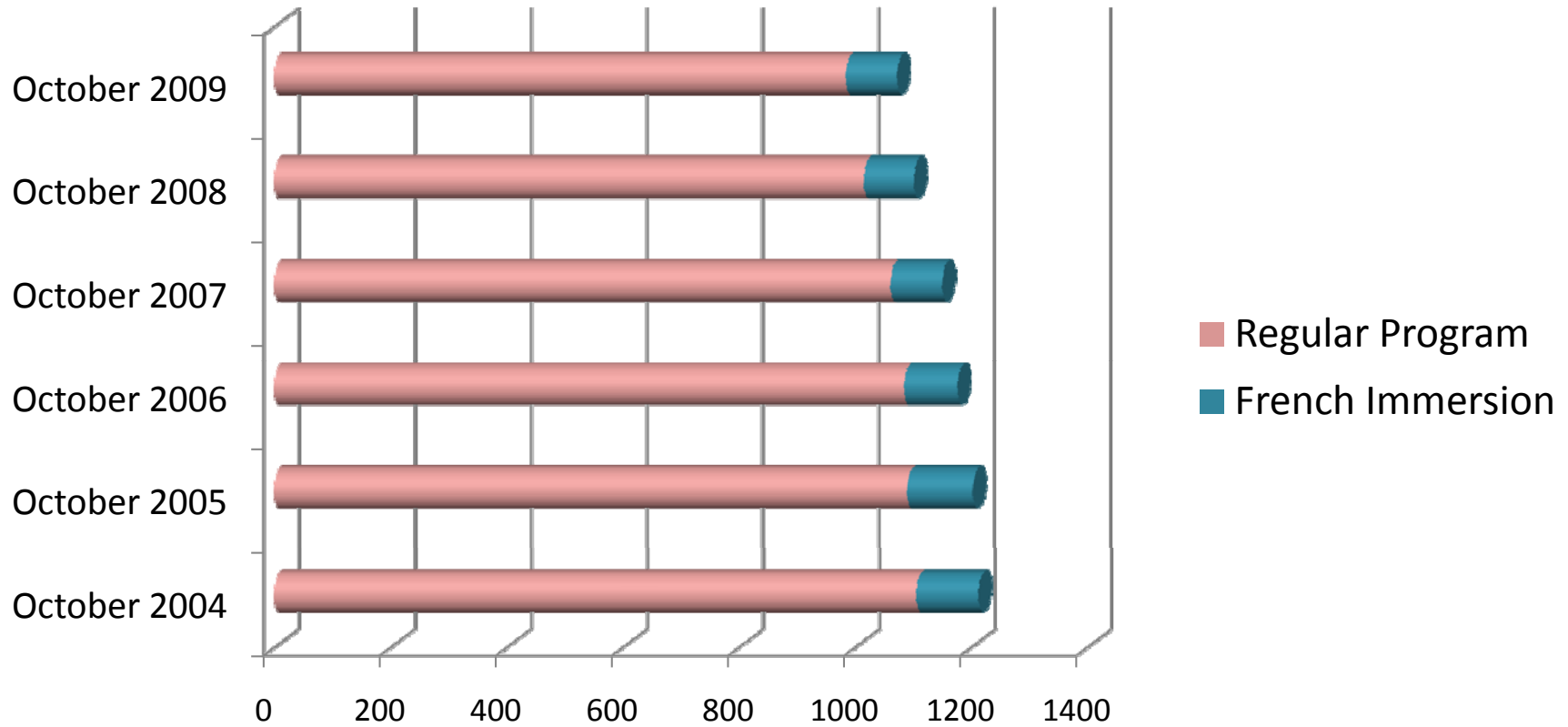


Date	Regular Program	French Immersion	F.T.E.
October 2004	395.00	85.50	480.50
October 2005	387.00	92.50	479.50
October 2006	381.00	105.00	486.00
October 2007	373.00	118.00	491.00
October 2008	367.50	124.50	492.00
October 2009	371.00	143.00	514.00

## ENROLMENT HISTORY BREAKDOWN BY PROGRAM HILLCREST/QUEEN ELIZABETH

	OCTOBER 2004		OCTOBER 2005		OCTOBER 2006		OCTOBER 2007		OCTOBER 2008		OCTOBER 2009	
	REGULAR PROGRAM	FI PROGRAM	REGULAR PROGRAM	FI PROGRAM	REGULAR PROGRAM	FI PROGRAM	REGULAR PROGRAM	FI PROGRAM	REGULAR PROGRAM	FI PROGRAM	REGULAR PROGRAM	FI PROGRAM
<b>JK</b>	32	15	32	14	29	17	27	29	37	27	29	33
<b>SK</b>	46	14	34	19	25	21	31	19	26	30	39	29
<b>GR.1</b>	50	13	47	12	38	22	30	19	32	16	35	30
<b>GR.2</b>	45	7	48	12	46	13	37	21	33	19	34	18
<b>GR.3</b>	36	8	43	8	51	10	42	13	38	20	32	18
<b>GR.4</b>	35	8	39	8	48	9	54	9	43	12	39	18
<b>GR.5</b>	41	11	37	9	37	8	53	9	54	6	46	10
<b>GR.6</b>	55	8	42	10	39	8	41	6	51	9	53	7
<b>GR.7</b>	42	9	52	8	42	10	44	8	42	6	50	6
<b>GR.8</b>	52	7	46	9	53	6	43	9	43	8	48	5
<b>Total</b>	<b>434</b>	<b>100</b>	<b>420</b>	<b>109</b>	<b>408</b>	<b>124</b>	<b>402</b>	<b>142</b>	<b>399</b>	<b>153</b>	<b>405</b>	<b>174</b>
<b>F.T.E.</b>	<b>395.00</b>	<b>85.5</b>	<b>387.00</b>	<b>92.50</b>	<b>381.00</b>	<b>105.00</b>	<b>373.00</b>	<b>118.00</b>	<b>367.50</b>	<b>124.50</b>	<b>371.00</b>	<b>143.00</b>
<b>TOTAL STUDENTS</b>	<b>534</b>		<b>529</b>		<b>532</b>		<b>544</b>		<b>552</b>		<b>579</b>	
<b>F.T.E.</b>	<b>480.50</b>		<b>479.50</b>		<b>486.00</b>		<b>491.00</b>		<b>492.00</b>		<b>514.00</b>	

## ENROLMENT BREAKDOWN OF LCCVI BY PROGRAM



Date	Regular Program	French Immersion	F.T.E.
October 2004	1105	107	1210.00
October 2005	1091	113	1203.00
October 2006	1085	92	1174.50
October 2007	1062	89	1147.00
October 2008	1016	86	1099.50
October 2009	985	88	1073.00

## ENROLMENT HISTORY BREAKDOWN BY PROGRAM LAMBTON CENTRAL C.V.I.

	OCTOBER 2004		OCTOBER 2005		OCTOBER 2006		OCTOBER 2007		OCTOBER 2008		OCTOBER 2009	
	REGULAR PROGRAM	FI PROGRAM	REGULAR PROGRAM	FI PROGRAM	REGULAR PROGRAM	FI PROGRAM	REGULAR PROGRAM	FI PROGRAM	REGULAR PROGRAM	FI PROGRAM	REGULAR PROGRAM	FI PROGRAM
<b>GR. 9</b>	221	29	240	26	238	20	224	25	225	23	202	22
<b>GR. 10</b>	260	30	229	27	241	22	242	18	228	23	226	23
<b>GR. 11</b>	263	19	267	30	236	24	243	23	235	18	231	24
<b>GR. 12</b>	344	29	337	30	353	26	335	23	310	22	305	19
<b>SPEC.</b>	17	0	18	0	17	0	18	0	18	0	21	0
<b>Total</b>	<b>1105</b>	<b>107</b>	<b>1091</b>	<b>113</b>	<b>1085</b>	<b>92</b>	<b>1062</b>	<b>89</b>	<b>1016</b>	<b>86</b>	<b>985</b>	<b>88</b>
<b>TOTAL STUDENTS</b>	<b>1212</b>		<b>1204</b>		<b>1177</b>		<b>1151</b>		<b>1102</b>		<b>1073</b>	
<b>F.T.E.</b>	<b>1210.00</b>		<b>1203.00</b>		<b>1174.50</b>		<b>1147.00</b>		<b>1099.50</b>		<b>1073.00</b>	